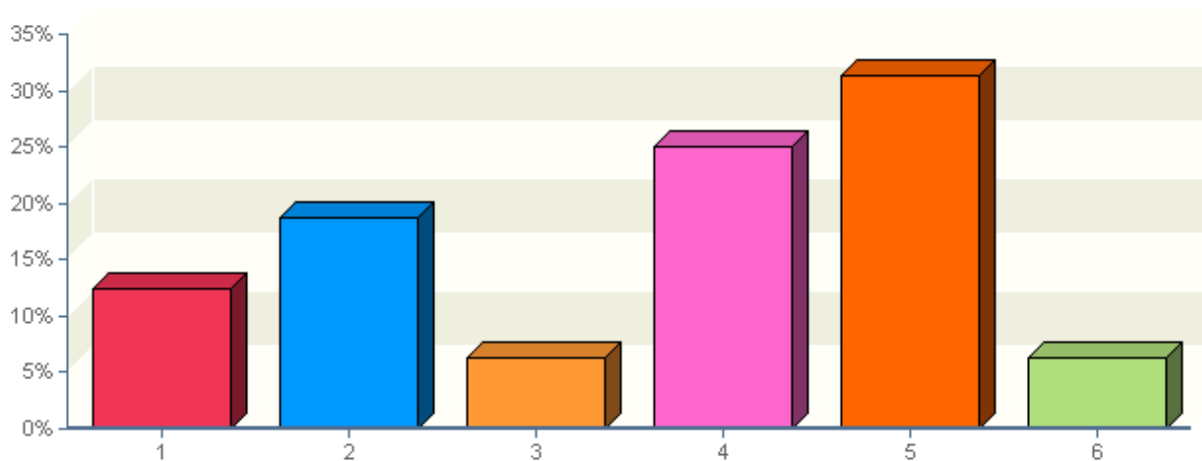


Response Summary Report #4

January 25, 2010

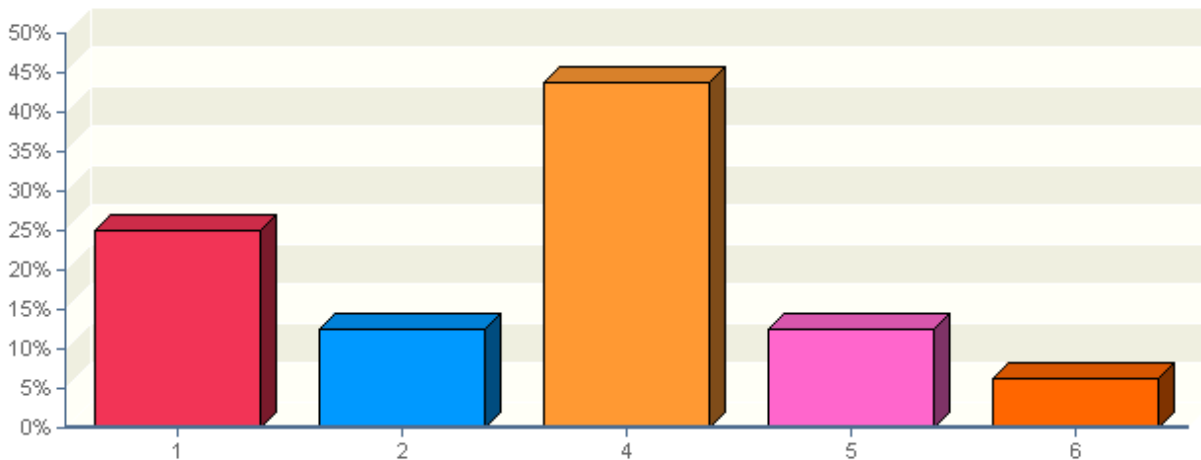
1. Rate your expertise in creating graphical media



Item	Count	Percent %
5	5	31.25%
4	4	25.00%
2	3	18.75%
1	2	12.50%
3	1	6.25%
6	1	6.25%

Average: 3.63

2. Rate your expertise in critiquing/analyzing graphical media



Item	Count	Percent %
4	7	43.75%
1	4	25.00%
2	2	12.50%
5	2	12.50%
6	1	6.25%

Average: 3.25

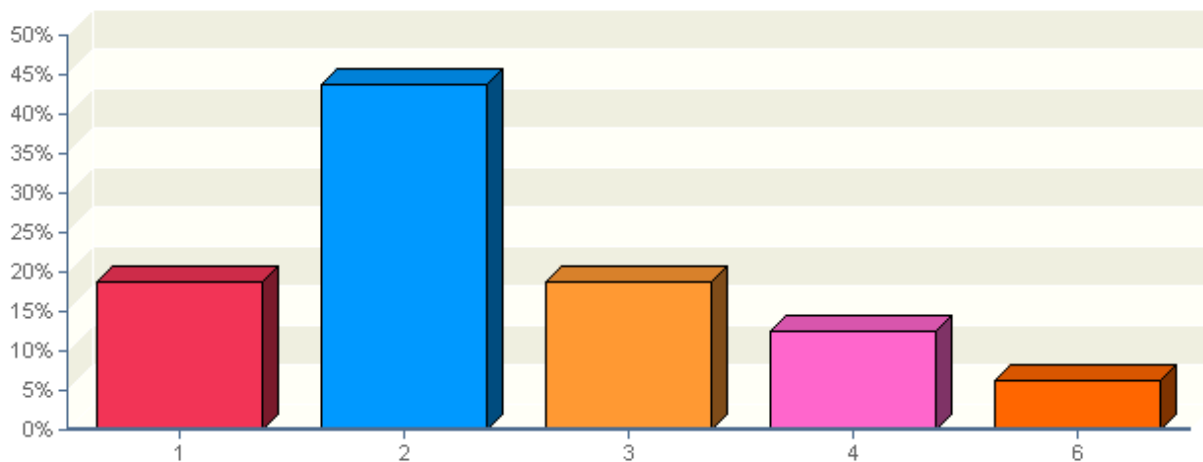
3. What tools do you use to work with graphical media?

Item	Count	Percent %
Photoshop	3	20.00%
3D max, photoshop	1	6.67%
Adobe CS4 (Photoshop, InDesign, Illustrator)	1	6.67%
adobe cs4 master collection	1	6.67%
Adobe InDesign CS4	1	6.67%
Adobe PhotoShop, Illustrator, InDesign	1	6.67%
Adobe products, ie; Photoshop, Final Cut Pro apps etc.	1	6.67%
Final Cut Pro, Photoshop, Live Type	1	6.67%
pencils and pens, photoshop, illustrator.	1	6.67%
Photoshop and CS4	1	6.67%
Photoshop, Illustrator, Dreamweaver	1	6.67%
Photoshop, Illustrator, InDesign, Premiere	1	6.67%
Photoshop, Lightroom	1	6.67%

4. Name some people working with graphical media that you admire.

Item	Count	Percent %
none	2	18.18%
Benny Gold, KAWS	1	9.09%
chris dickens, Christopher Nolan	1	9.09%
I don't know	1	9.09%
Meret Oppenheim, Walter Murck, Verna Fields (Mother Cutter)	1	9.09%
N/A	1	9.09%
Salvador Dali, Alex Grey	1	9.09%
shepard fairey	1	9.09%
Tony Millionaire of The Believer Magazine, Tina Ibanez of Stop Smiling Magazine	1	9.09%
Well I read Understanding Comics by Scott McCloud last semester and liked what he did :) Other than that I really don't know who's behind the graphics I see everyday	1	9.09%

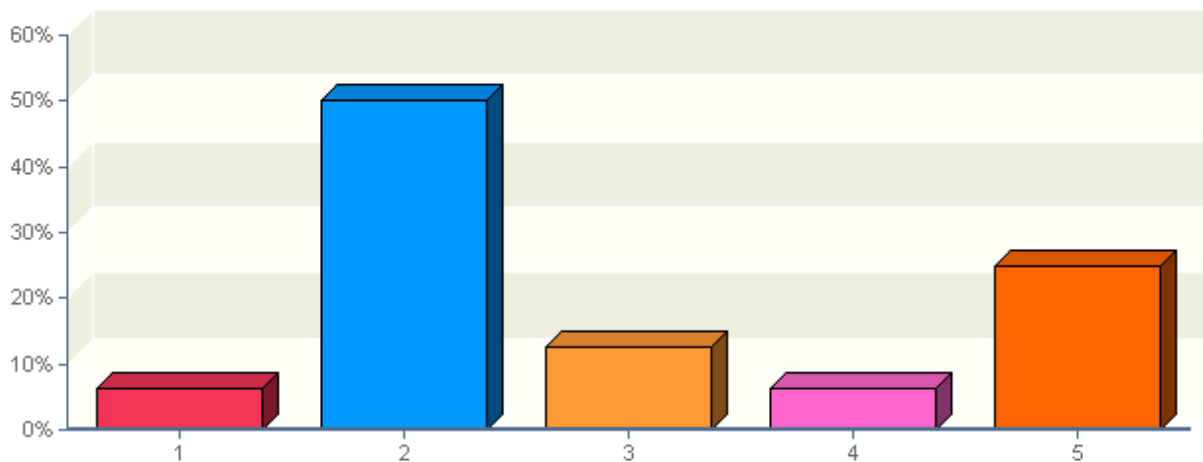
5. Rate your expertise in creating audio media



Item	Count	Percent %
2	7	43.75%
1	3	18.75%
3	3	18.75%
4	2	12.50%
6	1	6.25%

Average: 2.50

6. Rate your expertise in critiquing/analyzing audio media



Item	Count	Percent %
2	8	50.00%
5	4	25.00%
3	2	12.50%
1	1	6.25%
4	1	6.25%

Average: 2.94

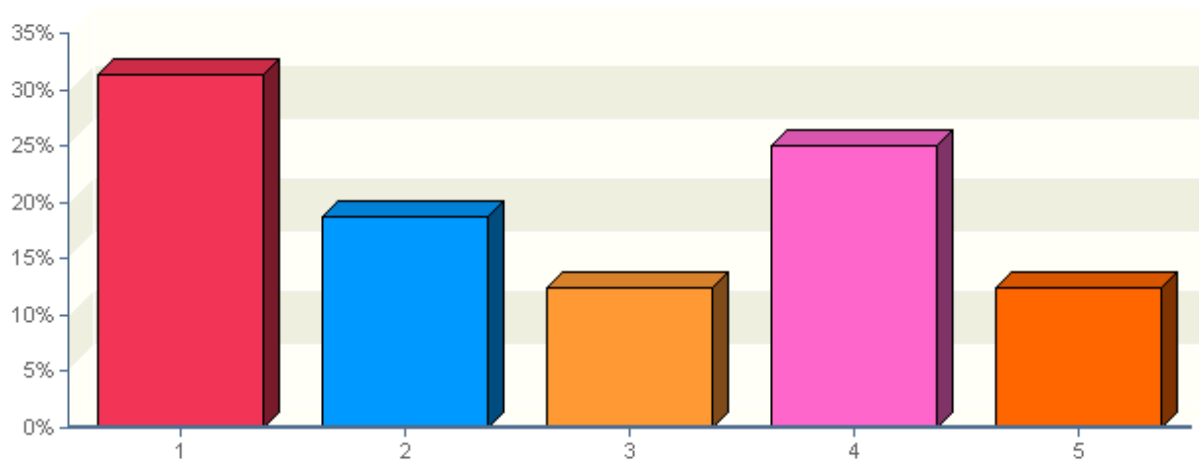
7. What tools do you use to work with audio media?

Item	Count	Percent %
none	2	14.29%
Adobe Soundbooth, Audition trials	1	7.14%
Audacity	1	7.14%
Audacity, Ardour, GuitarPort	1	7.14%
Final Cut Pro, Garage Band, Audacity	1	7.14%
GarageBand	1	7.14%
Logic, Reason, Pro Tools	1	7.14%
MP3 mate	1	7.14%
N/A	1	7.14%
Soundtrack Pro, Final Cut	1	7.14%
soundtrack pro, Final cut pro	1	7.14%
tape recorder	1	7.14%
Windows Movie Maker	1	7.14%

8. Name some people working with audio media that you admire.

Item	Count	Percent %
Anyone and everyone at NPR	1	8.33%
Daft Punk	1	8.33%
Don't know	1	8.33%
http://www.youtube.com/watch?v=TjCJIU6a_u0 (i couldn't find the name of that person)	1	8.33%
Kid Cudi, The Killers	1	8.33%
Lil Wayne	1	8.33%
my dad	1	8.33%
none	1	8.33%
Rich Costey	1	8.33%
Rick Rubin, Shelly Yakus	1	8.33%
Tool, Opeth, Katatonia, Showtek, Between the Buried and Me, Laibach	1	8.33%
Walter Murck,	1	8.33%

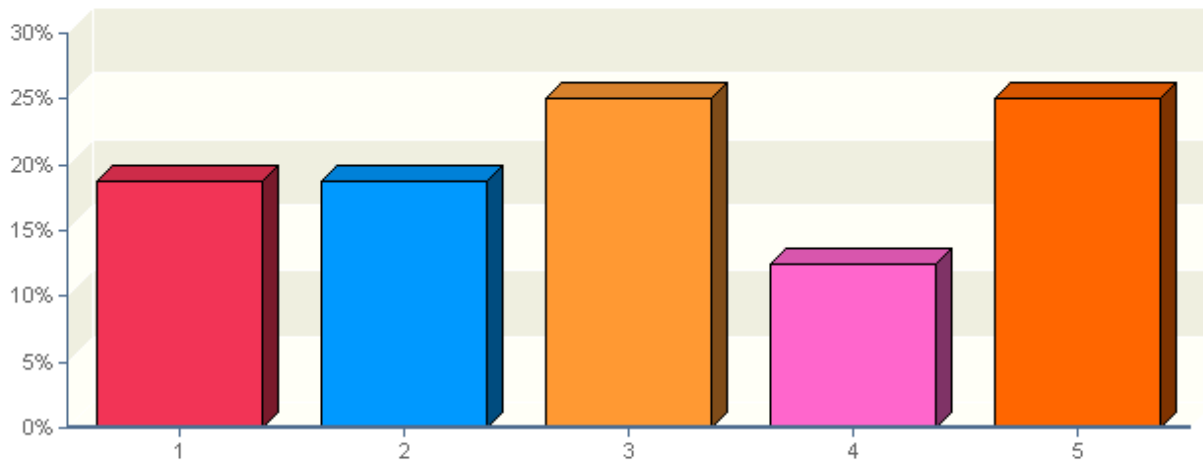
9. Rate your expertise in creating audiovisual media



Item	Count	Percent %
1	5	31.25%
4	4	25.00%
2	3	18.75%
3	2	12.50%
5	2	12.50%

Average: 2.69

10. Rate your expertise in critiquing/analyzing audiovisual media



Item	Count	Percent %
3	4	25.00%
5	4	25.00%
1	3	18.75%
2	3	18.75%
4	2	12.50%

Average: 3.06

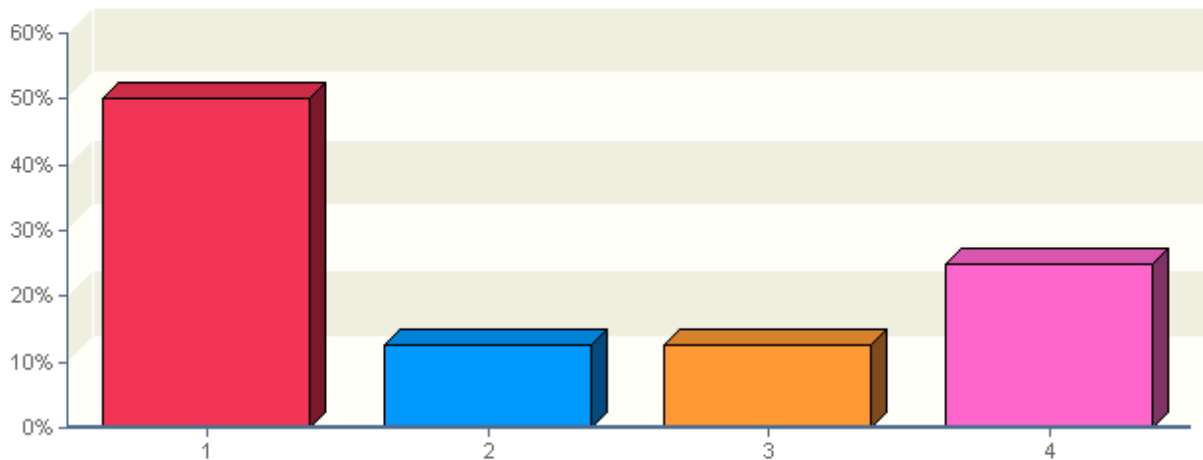
11. What tools do you use to work with audiovisual media?

Item	Count	Percent %
---	1	7.14%
adobe premier pro, adobe after effects	1	7.14%
Adobe Premiere	1	7.14%
Adobe Premiere 2.0, Final Cut Express, Windows Movie Maker, iMovie	1	7.14%
Final Cut Pro	1	7.14%
Final Cut Pro, Avid Media Composer, Flipbook Animation Software	1	7.14%
imovie	1	7.14%
InDesign, Windows Movie Maker. Working with After Effects this semester...	1	7.14%
Live Type, Final Cut	1	7.14%
Logic	1	7.14%
NA	1	7.14%
none	1	7.14%
Premiere Pro	1	7.14%
window movie maker	1	7.14%

12. Name some people working with audiovisual media that you admire.

Item	Count	Percent %
none	2	18.18%
David Lynch	1	9.09%
Don't know	1	9.09%
James Cameron (?? -- i'm not sure if this name is appropriate)	1	9.09%
James Cameron, JJ Abrams, Peter Jackson, Quentin Tarantino	1	9.09%
Len Simon, David Lynch	1	9.09%
Marc Webb, Matt Collona, Allyson Johnson	1	9.09%
N/A	1	9.09%
Quentin Tarantino, Patric Ullaeus, Top Gear	1	9.09%
Quincy Jones	1	9.09%

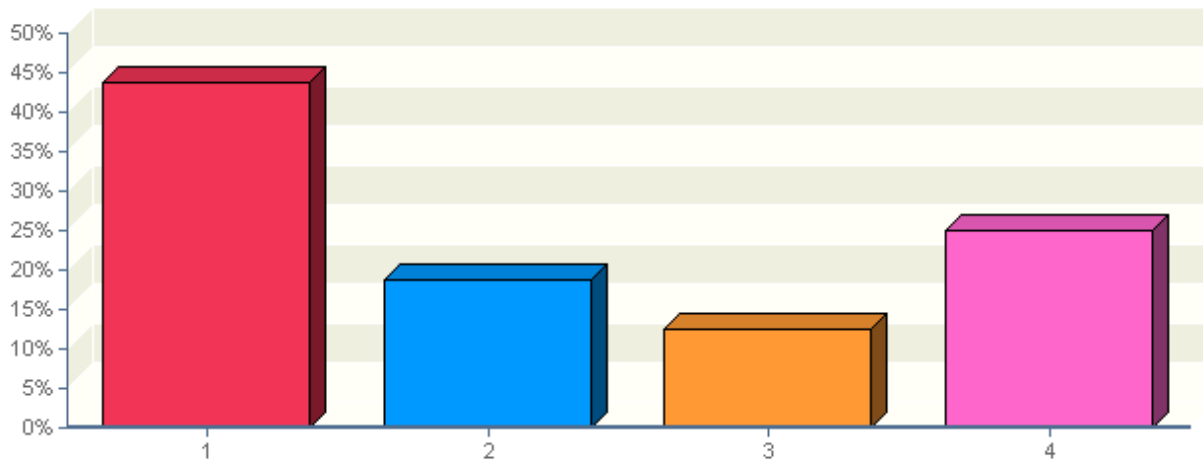
13. Rate your expertise in creating network media



Item	Count	Percent %
1	8	50.00%
4	4	25.00%
2	2	12.50%
3	2	12.50%

Average: 2.13

14. Rate your expertise in critiquing/analyzing network media



Item	Count	Percent %
1	7	43.75%
4	4	25.00%
2	3	18.75%
3	2	12.50%

Average: 2.19

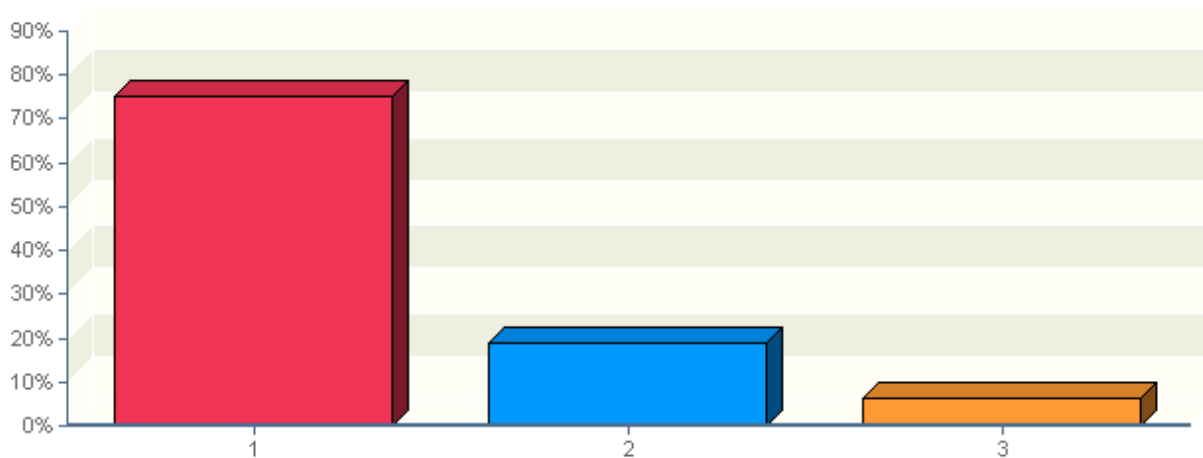
15. What tools do you use to work with network media?

Item	Count	Percent %
none	2	18.18%
---	1	9.09%
facebook	1	9.09%
Facebook, Myspace (actually haven't used in months too cool for that!)	1	9.09%
Facebook, personal portfolio website, blogspot	1	9.09%
Facebook, Twitter, Myspace, Flickr etc.	1	9.09%
Flickr	1	9.09%
Flickr, YouTube, Facebook, Myspace	1	9.09%
google docs, facebook	1	9.09%
microsofe office	1	9.09%

16. Name some people working with network media that you admire.

Item	Count	Percent %
none	3	33.33%
N/A	2	22.22%
---	1	11.11%
?	1	11.11%
Mark Zuckerberg	1	11.11%
Tom	1	11.11%

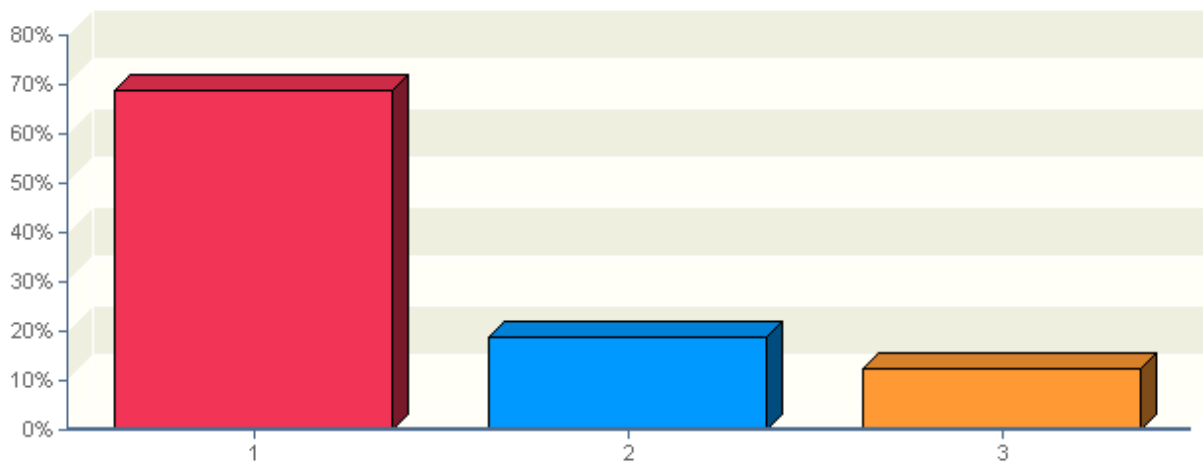
17. Rate your expertise in creating experiential media



Item	Count	Percent %
1	12	75.00%
2	3	18.75%
3	1	6.25%

Average: 1.31

18. Rate your expertise in critiquing/analyzing experiential media



Item	Count	Percent %
1	11	68.75%
2	3	18.75%
3	2	12.50%

Average: 1.44

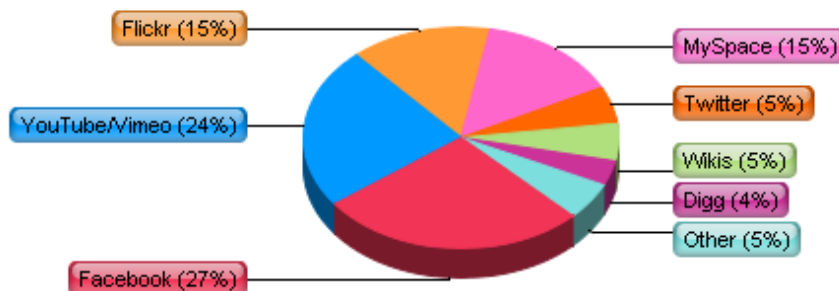
19. What tools do you use to work with experiential media?

Item	Count	Percent %
none	3	33.33%
N/A	2	22.22%
---	1	11.11%
New to the area.	1	11.11%
no	1	11.11%
website marketing	1	11.11%

20. Name some people working with experiential media that you admire.

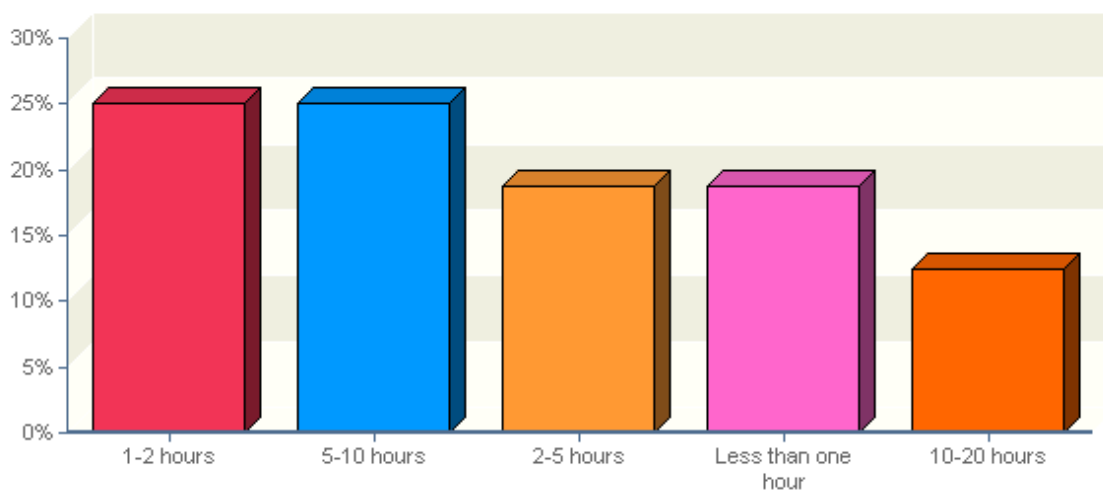
Item	Count	Percent %
none	3	33.33%
N/A	2	22.22%
---	1	11.11%
?	1	11.11%
don't know	1	11.11%
Unfamiliar	1	11.11%

21. What Social Media tools do you use? Please select all that apply.



Item	Count	Percent %
Facebook	15	100.00%
YouTube/Vimeo	13	86.67%
Flickr	8	53.33%
MySpace	8	53.33%
Twitter	3	20.00%
Wikis	3	20.00%
Digg	2	13.33%
360 blog (now shut down)	1	6.67%
Blogger/Wordpress	1	6.67%
Linkedin	1	6.67%

22. How many hours per week would you estimate you typically spend using social media tools?



Item	Count	Percent %
1-2 hours	4	25.00%
5-10 hours	4	25.00%
2-5 hours	3	18.75%
Less than one hour	3	18.75%
10-20 hours	2	12.50%